

How Race Becomes Biology: Embodiment of Social Inequality

Clarence C. Gravlee*

Department of Anthropology, University of Florida, Gainesville, FL 32611-7305

KEY WORDS race; genetics; human biological variation; health; racism

ABSTRACT The current debate over racial inequalities in health is arguably the most important venue for advancing both scientific and public understanding of race, racism, and human biological variation. In the United States and elsewhere, there are well-defined inequalities between racially defined groups for a range of biological outcomes—cardiovascular disease, diabetes, stroke, certain cancers, low birth weight, preterm delivery, and others. Among biomedical researchers, these patterns are often taken as evidence of fundamental genetic differences between alleged races. However, a growing body of evidence establishes the primacy of social inequalities in the origin and persistence of racial health disparities. Here, I summarize this evidence and argue that the debate over racial inequalities in health

presents an opportunity to refine the critique of race in three ways: 1) to reiterate why the race concept is inconsistent with patterns of global human genetic diversity; 2) to refocus attention on the complex, environmental influences on human biology at multiple levels of analysis and across the lifecourse; and 3) to revise the claim that race is a cultural construct and expand research on the sociocultural reality of race and racism. Drawing on recent developments in neighboring disciplines, I present a model for explaining how racial inequality becomes embodied—literally—in the biological well-being of racialized groups and individuals. This model requires a shift in the way we articulate the critique of race as bad biology. *Am J Phys Anthropol* 000:000–000, 2009. © 2009 Wiley-Liss, Inc.

A recent cover story in *Scientific American* posed a question that has gained new life: “Does race exist?” (Bamshad and Olson, 2003). For decades, there seemed to be broad agreement among anthropologists and geneticists that the answer was “no,” but some observers suggest that the consensus is unraveling (e.g., Leroi, 2005). Indeed, in both the scientific literature and the popular press, there is renewed debate over the magnitude and significance of genetic differences between racially defined groups (Jorde and Wooding, 2004; Keita et al., 2004; Ossorio and Duster, 2005; Bakalar, 2007; Drexler, 2007).

Yet much of the debate falters on the question—does race exist?—because it can be interpreted in different ways. The implicit question is usually whether race exists as a natural biological division of humankind. This question is important but incomplete. We should also ask in what ways race exists as a sociocultural phenomenon that has force in people’s lives—one with biological consequences.

In this article, I take up these questions in the context of the current interdisciplinary debate over racial inequalities in health (Dressler et al., 2005a). This debate is important for three reasons. First, the magnitude of racial inequalities in health demands attention. In the United States, where debate over race is most intense, the risk of morbidity and mortality from every leading cause is patterned along racial lines (Keppel et al., 2002). The burden of poor health is especially high for African Americans: Between 1945 and 1999, more than 4.3 million African Americans died prematurely, compared to their white counterparts (Levine et al., 2001). This inequality needs to be explained and addressed.

Second, debate over race and health provides an important opportunity to advance scientific and public understanding of race, racism, and human variation. In recent years, several high-profile journals have devoted

special issues to race; in each case, racial inequalities in health were a major focus of debate (*Nature Genetics*, 2004; *American Journal of Public Health*, 2005; *American Psychologist*, 2005). Moreover, when research on race and human variation makes the news, it often has to do with race, medicine, and disease (e.g., Wade, 2002, 2004; Bakalar, 2007; Drexler, 2007). Thus, if anthropologists want to reconcile race for anyone other than ourselves, we have to engage the debate over racial inequalities in health.

Third, the association between race and health exposes the inadequacy of the conventional critique of race in anthropology and other social sciences. Social scientists often dismiss race as a cultural construct, not a biological reality (e.g., Palmié, 2007; Shaw, 2007). However, this position requires more nuance. If race is not biology, some may ask, why are there such clear differences among racially defined groups in a range of biological phenomena? This question highlights the need to move beyond “race-as-bad-biology” (Goodman, 1997, p 22) to explain *how race becomes biology*.

There are two senses in which race becomes biology. First, the sociocultural reality of race and racism has biological consequences for racially defined groups. Thus, ironically, biology may provide some of the strongest evidence for the persistence of race and racism as socio-

*Correspondence to: Clarence C. Gravlee, Department of Anthropology, University of Florida, 1112 Turlington Hall, PO Box 117305, Gainesville, FL 32611-7305, USA. E-mail: cgravlee@ufl.edu

Received 16 May 2008; accepted 27 October 2008

DOI 10.1002/ajpa.20983

Published online in Wiley InterScience
(www.interscience.wiley.com).

cultural phenomena. Second, epidemiological evidence for racial inequalities in health reinforces public understanding of race as biology; this shared understanding, in turn, shapes the questions researchers ask and the ways they interpret their data—reinforcing a racial view of biology. It is a vicious cycle: Social inequalities shape the biology of racialized groups, and embodied inequalities perpetuate a racialized view of human biology.

In this article, I address both ways that race becomes biology. To establish the significance of the problem, I begin with a brief review of the epidemiologic evidence regarding racial inequalities in health and show that these inequalities are commonly interpreted as evidence of fundamental, genetic differences between “races.” Then, given the persistence of racial–genetic determinism, I argue that it is necessary to clarify and refine the critique of race in three ways: 1) to reiterate why race is insufficient for describing human genetic diversity, 2) to promote a more complex, biocultural view of human biology, and 3) to take seriously the claim that race is a cultural construct that profoundly shapes life chances. Drawing on social epidemiology and allied fields, I propose a model for anthropological research on racial inequalities in health that emphasizes the development and intergenerational transmission of racial health disparities across multiple levels of analysis. This model improves on the standard critique, which dismissed race as bad biology without offering a constructive framework for explaining biological differences among racially defined groups. It also entails a shift in how we articulate the critique of race as bad biology.

WHAT IS RACE?

Debate about race often founders on ambiguity in the definition of race. Following Smedley (2007, p 18), I define race as a worldview: “a culturally structured, systematic way of looking at, perceiving, and interpreting” reality. In North America, a central tenet of the racial worldview is that humans are naturally divided into a few biological subdivisions. These subdivisions, or races, are thought to be discrete, exclusive, permanent, and relatively homogeneous (Keita and Kittles, 1997; Banton, 1998; Smedley, 2007). The race concept also implies that the superficial traits used to distinguish races reflect more fundamental, innate biological differences (Smedley, 2007). This definition should not be taken to mean that race is merely a bad idea. Race emerged from unique material circumstances in English North America (Harris, 1964), and racism remains embedded in social, political, and economic structures in the United States (Feagin, 2006).

Some researchers (e.g., Long and Kittles, 2003) distinguish between folk and scientific definitions of race. This distinction may be misleading, because scientists have played a pivotal role in constructing and legitimating race for centuries (Brace, 2005). The key elements of the racial worldview persisted in anthropology well into the twentieth century (Caspari, 2003), and it still shapes much research on race and health.

RACE AND HEALTH: EPIDEMIOLOGICAL EVIDENCE

There is abundant evidence of health inequalities among racially defined groups in many societies (e.g., Brockerhoff and Hewett, 2000; Cutter et al., 2001; Pan American Health Organization, 2001; Nazroo et al., 2007; Harding et al., 2008). Here, I focus on the United

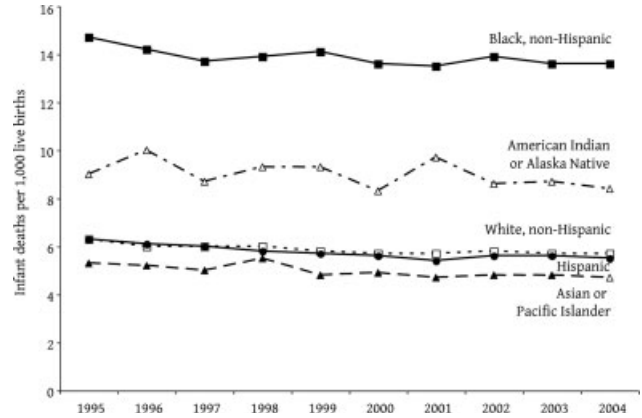


Fig. 1. Infant mortality in the United States, 1995–2004, by race and ethnicity (Data source: National Center for Health Statistics, 2007. Health, United States, 2007. Hyattsville: National Center for Health Statistics).

States, where epidemiological data has reflected and reinforced scientific thinking about race for more than 200 years (Krieger, 1987).

Epidemiological evidence in the United States shows that there are substantial racial inequalities in morbidity and mortality across multiple biological systems. The mortality profile is bleakest for African Americans: In 2004, the overall age-adjusted death rate for black Americans was more than 30% higher than it was for white Americans; for some leading causes of death, the disparity was substantially higher. Age-adjusted death rates from diabetes, septicemia, kidney disease, and hypertension and hypertensive renal disease were all more than two times higher among African Americans than among whites (Miniño et al., 2007). Cardiovascular disease accounts for the largest share of black–white difference in mortality (34.0%), but there are also substantial contributions from infections (21.1%), trauma (10.7%), diabetes (8.5%), renal disease (4.0%), and cancer (3.4%) (Wong et al., 2002).

Similar inequalities exist in infant mortality and life expectancy. From 1990 to 2004, infant mortality declined by 26% (9.2 to 6.8 per 1,000 live births) for the United States as a whole, but the gap between black and white Americans remained approximately the same (see Fig. 1). In 2004, the infant mortality rate among African Americans was 2.4 times the rate of other groups, as compared to 2.3 in 1990 (Keppel et al., 2002; Mathews and MacDorman, 2007). Black–white inequalities in life expectancy at birth narrowed dramatically in the early twentieth century—from 17.8 years in 1903 to less than seven in 1995—but changed relatively little in the second half of the century (Fig. 2). In 1995, the black–white gap in life expectancy was the same as it was 40 years earlier—6.9 years. Only recently has the gap narrowed to its historic low of just over 5 years (National Center for Health Statistics, 2007).

Much of the epidemiological literature focuses on such black–white comparisons. This focus is justified on grounds of the magnitude and historical depth of inequalities between black and white Americans, but crude black–white comparisons are limited in at least three ways. First, they conceal variation in morbidity and mortality profiles within racial categories. Second, they neglect the changing racial demography of the

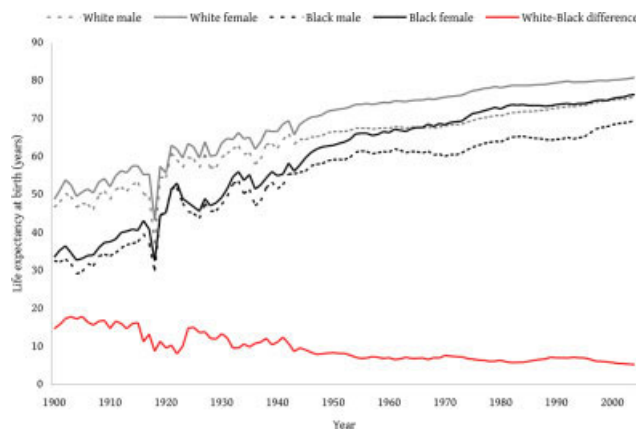


Fig. 2. Life expectancy at birth in the United States, 1900–2004, by race and ethnicity (Data source: Arias E. 2006. United States life tables, 2003. Natl Vital Stat Rep 54:1–40; National Center for Health Statistics, 2007). [Color figure can be viewed in the online issue, which is available at www.interscience.wiley.com.]

United States, where African Americans are no longer the largest ethnic minority group (Smelser et al., 1999). Third, they imply that race per se is an important cause of health inequalities, rather than focusing on the specific causal factors that shape racial inequalities in health (Kaufman and Cooper, 1995). Both genetic and social epidemiologists are developing new approaches to overcome these limitations (Gonzalez Burchard et al., 2005; Krieger et al., 2005; Murray et al., 2006), but much of the debate is still framed in black and white.

PERSISTENCE OF RACIAL-GENETIC DETERMINISM

In a recent review, Dressler et al. (2005a) identified five major models that researchers use to explain racial inequalities in health. Four models emphasize environmental factors, including 1) socioeconomic status, 2) health behaviors, 3) psychosocial stress, and 4) social structure and cultural context. The fifth model assumes that genetic factors contribute substantially to racial inequalities in health. This racial-genetic model continues to inform much biomedical research and clinical practice (Braun, 2006; Frank, 2007).

Racial-genetic determinism persists in part because of the uncritical use of race in biomedical sciences and public health. Systematic reviews in health-related disciplines show that race is widely used—appearing in ~80% of recent articles—but that it is seldom defined (Anderson and Moscou, 1998; Drevdahl et al., 2001; Comstock et al., 2004; Gravlee and Sweet, 2008). For example, in three independent reviews of literature in genetics (Sankar et al., 2007), infant mortality research (Anderson and Moscou, 1998), and health services research (Williams, 1994), not a single article defined race.

In lieu of explicit definitions, researchers typically use race as a proxy for some unspecified combination of environmental, behavioral, and genetic factors (Lin and Kelsey, 2000). Such usage not only obscures the causes of racial inequalities in health; it also favors the default assumption that racial differences are genetic in origin. Consider the implicit racial essentialism in a recent

report from *The American Journal of Surgery*: “Is breast cancer in young Latinas a different disease?” (Biffi et al., 2001). Biffi et al. begin with the premise that “race may further influence breast cancer prognosis,” and they seek to “clarify the relationship between race/ethnicity and disease severity” (p 596). Despite this aim, the paper concludes simply that “young Latinas might have more aggressive disease compared to other young women” (p 598). Biffi et al. do not suggest what biological process might account for this difference. They also do not explain what they mean by the term “race/ethnicity.”

Discussants of the paper picked up on this point, however, and their published comments reveal the default assumption that race refers to genetic differences. Dr. Zannis was struck by “how primitive we are in identifying what patient sample we’re talking about” (Biffi et al., 2001, p 600). He suggested that “how we racially profile our patients in these studies is important,” and added: “I think in the future, we’re going to have to get more sophisticated with identifying gene pools and not use the color of the patient’s skin.” Likewise, Dr. Allo cautioned:

I think it’s really important that you define what you mean by Latina because this could mean Mexican, it could mean Central American, it could mean Puerto Rican, and I don’t think that you’re dealing with a genetically identical gene pool in the best of circumstances (Biffi et al., 2001, p 600).

Both commentators are unquestionably right, but their remarks are most significant because they disclose the assumption that “race/ethnicity” means “gene pools.” This assumption pervades much biomedical research, although it usually focuses on black–white comparisons (Rebeck et al., 2006). For example, many researchers assume that African Americans’ poorer survival after a cancer diagnosis, compared to whites, “reflects fundamental differences in the biology of the host or the attendant cancer or both” (Bach et al., 2002). Similarly, Pickering (2001, p 50) notes that “almost all” of the work to explain excess hypertension among African Americans “has involved the underlying assumption that there is some genetically determined physiological difference.”

This assumption is most problematic when untested. Consider a recent, widely publicized study of racial inequalities in preterm birth. The study claimed to provide evidence for “important genetic contributors to the timing of birth” (Kistka et al., 2007, p 131.e1) and was featured in the *New York Times* under the headline, “Study points to genetics in disparities in preterm births” (Bakalar, 2007). However, the study actually presented no genetic data. Instead, researchers inferred a genetic cause from the residual difference between black and white mothers, after controlling for a few health behaviors and crudely measured socioeconomic variables. This finding does not warrant the conclusion that racial inequalities are genetic in origin; genetic hypotheses require genetic data. Yet, in a published roundtable discussion, several commentators agreed that “the genetic link is very strong” and that the black–white gap “may best be explained by a genetic etiology” (Stamilio et al., 2007, p e4, e5).

REFINING THE CRITIQUE OF RACE

The persistence of untested assumptions about race, genes, and health requires that the critique of race be refined in three ways. First, it is important to clarify why recent findings in population genetics do not refute

the claim that race is inadequate to describe global human genetic diversity. Second, it is critical to refocus attention on the complex, environmental influences on human biology. Third, it is necessary to revise the conventional view of race as a cultural construct to stimulate new research on the sociocultural dimensions of race and racism. I discuss each point in turn.

Race ≠ Human genetic variation

The classic critique of race has focused on three claims. First, most human genetic variation is clinal, such that there are seldom clear genetic boundaries between populations (Livingstone, 1962; Serre and Pääbo, 2004; Barbujani and Belle, 2006). Second, most human genetic variation is nonconcordant, such that the traits we use to distinguish races may have no value for predicting other aspects of biology (Goodman, 2000; Jorde and Wooding, 2004). Third, human genetic variation is widely shared across our species, with relatively little variation occurring between racially defined groups (Lewontin, 1972; Long and Kittles, 2003). Our basic understanding of these patterns has not changed in 50 years, despite enormous improvements in our technical ability to describe human genetic variation (Weiss and Fullerton, 2005).

Yet some researchers still defend race as a useful framework for describing human genetic variation—and for identifying genetic influences on racial differences in disease (Risch et al., 2002; Gonzalez Burchard et al., 2003; Bamshad et al., 2004). The defense of race relies on two related lines of evidence: 1) studies of worldwide genetic variation show that individuals from the same continent reliably cluster together (Rosenberg et al., 2002; Bamshad et al., 2003; Shriver et al., 2004; Rosenberg et al., 2005), and 2) in the United States, “self-identified race/ethnicity” is a useful proxy for genetic differentiation between groups that vary in continental ancestry (Tang et al., 2005).

These findings have important implications for genetic epidemiology (Barnholtz-Sloan et al., 2008) and population history (Tishkoff and Verrelli, 2003), but they do not refute the key arguments against the race concept. First, the claim that recent genetic studies “have recapitulated the classical definition of races” (Risch et al., 2002, p 3) misrepresents the purpose of cluster analysis, which is to detect pattern in a given dataset, not determine the essential number of subdivisions in our species. An example of this error is the common interpretation of Rosenberg et al. (2002) as evidence that humans are divided into five genetic clusters (e.g., Bamshad et al., 2004; Mountain and Risch, 2004; Leroi, 2005; Tang et al., 2005). Evidence that humans *can* be divided into five clusters does not mean they *are* naturally divided, as the classical definition of race would suggest. In fact, the number of clusters necessary to describe global genetic variation has been inconsistent; some studies report five (Rosenberg et al., 2002) and others seven (Corander et al., 2004; Li et al., 2008). Even when the number of clusters is consistent, their boundaries and composition are not [compare Corander et al., (2004) and Li et al., (2008)], and finer substructures are obscured.

Second, current defenders of race position themselves against a straw-man view that “racial and ethnic categories are purely social and devoid of genetic content”

(Risch, 2006, p 408). This misleading portrayal of the critique sets the bar too low for proponents of racial classification; to resuscitate race, all they must do is show that they can reliably detect some genetic differentiation between racially defined groups, but the critique of race does not imply that racial categories correspond to no genetic differentiation. On the contrary, the argument that conventional racial classification accounts for only 5–10% of human genetic variation (Lewontin, 1972; Brown and Armelagos, 2001) implies a level of genetic differentiation that clustering algorithms ought to detect. Evidence of genetic clustering, then, does not contradict the claim that most human genetic variation occurs within rather than between traditional racial categories.

Third, recent studies confirm the claim that most human genetic variation is clinal. Several researchers have shown that genetic distance is strongly associated with geographic distance between populations (Serre and Pääbo, 2004; Manica et al., 2005; Handley et al., 2007; Li et al., 2008). The association is even stronger if one takes in account probable migration routes between continents over human history. For example, Ramachandran et al. (2005) show that geographic distances based on likely migration paths explain 78% of the variation in genetic distances between populations. Other studies show that geographic distance from East Africa explains 82–85% of the genetic diversity within populations (Prugnolle et al., 2005; Li et al., 2008). This pattern is consistent with a single origin of anatomically modern humans in East Africa, followed by serial migrations to other parts of the globe. Recent studies suggest that both clines and clusters are part of the structure of human genetic variation, but clusters explain relatively little total variation (Handley et al., 2007).

Fourth, the claim that continental ancestry may help to explain racial differences in disease (Salari et al., 2005; Risch, 2006; Tang et al., 2006) poses conceptual and methodological problems: First, estimates of genetic ancestry are generally based on noncoding DNA with unknown functional effects on disease (Cooper et al., 2003). Second, many alleles associated with common, complex diseases are likely to be ancient and shared across continental clusters (Keita et al., 2004). Third, nonconcordance implies that genetic clusters based on neutral markers may differ from clusters based on susceptibility alleles (Jorde and Wooding, 2004). Fourth, in racially stratified societies like the United States, continental ancestry is likely to be confounded with many environmental factors; consequently, reported associations between genetic ancestry and disease may be mediated through unmeasured environmental mechanisms (Kaufman and Cooper, 2008). These considerations imply that researchers should test specific hypotheses about the mechanisms linking ancestry and disease and remain cognizant that complex disease involves the interaction of many genetic and environmental influences.

To be clear, the critique of race is neither a denial of human biodiversity, nor a claim that genes are irrelevant to racial inequalities in health. Rather, the central argument is that the race concept is inadequate for describing the complex structure of human genetic variation. Clearly, there is geographic structure to human genetic variation. This structure is most consistent with a model of serial founder effects beginning with a single African origin of our species. Relatively low levels of genetic differentiation across major barriers to gene flow (e.g.,

Himalayas, the Sahara desert) appear to produce minor discontinuities that can be detected by clustering algorithms (Rosenberg et al., 2005), but to emphasize clustering at the expense of clinal variation and within-region diversity—the dominant signals—is to privilege a typological view of human genetic variation with pre-Darwinian roots (Caspari, 2003).

Biology \neq Genetics

The argument that race does not correspond to global patterns of human genetic variation has come to dominate the critique of race. Yet, as important as the genetic evidence is, it understates the case against race. Indeed, the emphasis on genetic evidence may undermine the critique, because it tacitly accepts the primacy of genes in describing and explaining human biological variation. Thus, it is important to expand the critique of race by rejecting naïve reductionism and replacing it with a more complex view of human biology that acknowledges the interplay of organisms and environments over the life course.

This goal may require a shift in the way we articulate the critique of race. Often the critique is condensed to the idea that “race is not biology.” Sometimes, this idea appears in the context of more subtle arguments about the complexity of human biology (e.g., Goodman, 2000), but more often it stands alone as a ritual repudiation of the race myth. Despite its popularity in scholarly circles, this ritual has failed to sway public understanding of race. As one observer put it, “Clearly for mainstream popular culture, the idea that race is not biology is still ‘surprising’ news” (Caminero-Santangelo, 2004, p 207).

The debate over racial inequalities in health brings this problem into sharp relief. Epidemiologic evidence shows that, in a very certain sense, race *is* biology. There are, in fact, well-defined differences between racially defined groups for a range of biological outcomes—cardiovascular disease, diabetes, renal failure, cancer, stroke, and birth outcomes, to name a few. In the face of this evidence, the refrain that race is not biology is impotent at best, counterproductive at worst. The challenge is to move beyond the pat assertion that race is not biology to explain how race *becomes* biology.

This shift in emphasis suggests that we may need to devote as much attention to revising our conception of biology as we do to our conception of race. Some observers may be uneasy with talk of biological differences among racially defined groups. They may worry—with good cause—that such talk reinforces the perception of intrinsic, genetic differences between alleged races. This well-founded concern is important, because it reveals how deeply entrenched the twin assumptions of reductionism and genetic determinism are in our understanding of race (Caspari, 2003) and biology in general (Lewontin, 2000). The idea that it is politically dangerous to discuss biological differences among racially defined groups makes sense only if we (or our audience) implicitly reduce biology to genetics and minimize or ignore the causal influence of external, environmental factors on human biology. The tacit conflation of genes and biology in the conventional critique of race unwittingly perpetuates this form of reductionism.

Recent research on racial inequalities in health provides a counterweight to reductionism and lends support for renewed attention to phenotypic plasticity and a complex view of human biology as biocultural. One influen-

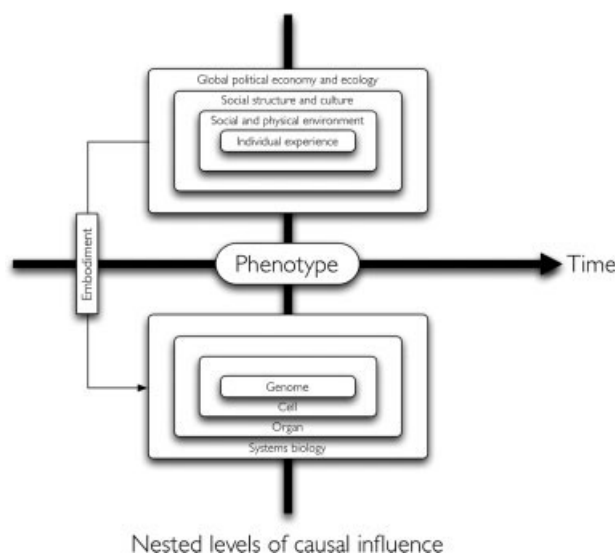


Fig. 3. Conceptual model for the study of multilevel and developmental influences on phenotype.

tial model is Krieger’s ecosocial theory for social epidemiology (Krieger, 1994, 2001). To comprehend humans’ dual status as biological organisms and social beings, Krieger proposes the construct of *embodiment*:

a concept referring to how we literally incorporate, biologically, the material and social world in which we live, from conception to death; a corollary is that no aspect of our biology can be understood absent knowledge of history and individual and societal ways of living (Krieger, 2005, p 352).

There is an obvious affinity between *embodiment* and a century of anthropological research on human biology in the context of culture. Indeed, Franz Boas might be seen as a pioneer in the study of embodiment. His demonstration that descendants of immigrants embodied the new American environment (Boas, 1912) established plasticity as a central construct in human biology and turned the tide against biological determinism in anthropology (Gravlee et al., 2003). Yet the construct of *embodiment* does work that *plasticity* alone does not. In particular, Krieger’s model reflects an emerging consensus that the next wave of research needs to integrate 1) multiple levels of analysis with 2) developmental and life-course perspectives. The conceptual model in Figure 3 illustrates the approach, drawing on previous recommendations for research on the social patterning of health (e.g., Kaplan, 2004; Glass and McAtee, 2006; Diez Roux, 2007; Krieger, 2008).

A key feature of this model is that it situates phenotype at the intersection of two axes. The first (horizontal) axis represents time. This axis may reflect life-course, developmental processes at an individual level or historical change at a population level (Glass and McAtee, 2006). The second (vertical) axis represents the nested hierarchy of causal influences on phenotypes, ranging from the genome to global political economy and ecology. The line depicting embodiment represents the direct and indirect influences of sociocultural context at multiple scales and levels (Krieger, 2008) on gene expression and biological functioning. Although the model draws on cur-

rent developments in health-related social sciences, the main elements and connections are also recognized in anthropology (e.g., Baker, 1997; Goodman and Leatherman, 1998; Kuzawa and Pike, 2005).

The model applies to population health in general, but a growing body of evidence establishes its importance for explaining racial inequalities in health in particular. First, recent research on the health effects of racism points to direct and indirect effects of racism across multiple levels of analysis. At an individual level, the experience of unfair treatment or interpersonal discrimination has a wide range of embodied consequences (Krieger, 1999). Researchers in several societies have linked self-reported experiences of discrimination to elevated blood pressure (Steffen et al., 2003; Brondolo et al., 2008), breast cancer (Taylor et al., 2007), coronary artery calcification (Lewis et al., 2006), body mass index (Gee et al., 2008), abdominal adiposity (Vines et al., 2007), preterm birth (Dole et al., 2004), low birth weight (Mustillo et al., 2004), depression (Williams et al., 2003; Borrell et al., 2006; Kelahe et al., 2008), and other aspects of mental and physical health and health-related behaviors (Harris et al., 2006; Borrell et al., 2007; Chae et al., 2008; Ryan et al., 2008).

At a higher level of analysis, studies show that institutionalized racism contributes to racial disparities in health, above and beyond individual factors. In particular, Williams and Collins (2001) argue that racial residential segregation is a fundamental cause of racial inequalities in health, because it a) constrains opportunities for success on traditional markers of individual SES such as education, occupational status, or income, and b) creates pathogenic social contexts that influence the distribution of disease. Recent studies bear out this argument. Residential segregation has been associated with overweight and obesity (Chang, 2006), low birth weight (Grady, 2006), fetal growth restriction (Bell et al., 2006), cardiovascular disease (Cooper et al., 2001), tuberculosis (Acevedo-Garcia, 2000), and all-cause mortality (Inagami et al., 2006). A related body of research links a variety of neighborhood conditions to health, independent of individual-level risk factors (Ellen et al., 2001; Sampson et al., 2002; Diez Roux, 2003; Kawachi and Berkman, 2003; Zenk et al., 2005; Cozier et al., 2007; Primack et al., 2007; O'Campo et al., 2008). One recent study in Chicago, for example, found that the unadjusted odds of hypertension were 80% higher for African Americans than for whites; controlling for individual-level factors reduced the disparity only slightly, but adding neighborhood-level variables completely eliminated the black-white gap in prevalence of hypertension (Morenoff et al., 2007).

There is also evidence that structures and events at even higher levels of analysis reverberate to the individual level. A recent study of birth outcomes before and after September 11, 2001, provides a dramatic example. Lauderdale (2006) examined birth certificate data for all California births during the 6 months after September 2001, compared to the same period 1 year earlier. They found that women with Arabic names—and *only* women with Arabic names—experienced a 34% increase in the likelihood of having a low birth weight infant after 9/11. Moreover, the effect appeared to be moderated by parents' strength of ethnic identification: Infants who were given ethnically distinctive Arabic names had twice the risk of low birth weight after the attacks of September 2001, compared to 1 year earlier. This finding hints

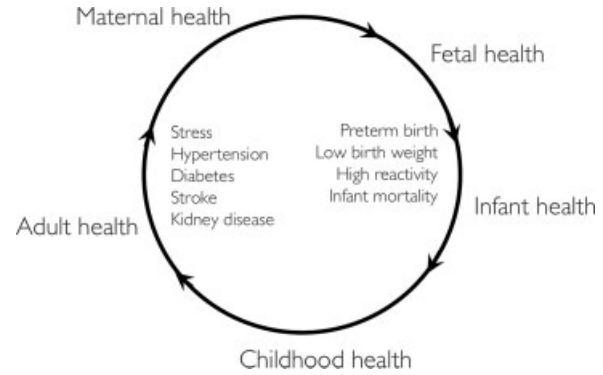


Fig. 4. Conceptual model for the emergence and persistence of health inequalities over the life course and across generations [adapted from Kuzawa (2008)].

at how events structured by global political-economic forces may have embodied consequences that are often hidden from view (Krieger, 2008).

Second, a growing body of research addresses the time axis (see Fig. 3) and suggests that inequalities across multiple levels of analysis have lingering effects across the life course and even from one generation to the next. This body of work draws on life course epidemiology (Davey Smith, 2003; Kuh and Shlomo, 2004) and on recent developments in evolutionary and developmental biology (West-Eberhard, 2003; Gluckman and Hanson, 2005; Jablonka and Lamb, 2005). The synthesis of these fields has the potential to produce a minor revolution in how we think about racial differences in biology, because it identifies the biological—but not genetic—pathways through which social disadvantage may be transmitted from one generation to the next (Schell, 1997; Drake and Walker, 2004; Gluckman et al., 2007).

Figure 4, adapted from Kuzawa (2008), illustrates the general model. The toxic effects of exposure to racism in one's own lifetime include a higher risk of hypertension, diabetes, stroke, and other conditions (Williams, 1999; Geronimus, 2001). These conditions, in turn, affect the health of the next generation, because they alter the quality of the fetal and early postnatal environment. The immediate consequence of this intergenerational effect is a higher risk of adverse birth outcomes (Rosenberg et al., 2002; Collins et al., 2004; Mustillo et al., 2004; Giscombé and Lobel, 2005; Bell et al., 2006; Dominguez et al., 2008), but there is also a lingering effect into adulthood, as adult chronic diseases like heart disease and diabetes can be traced in part to prenatal and early life conditions (Barker, 2004; Adair and Dahly, 2005; Cruickshank et al., 2005; Pollitt et al., 2005; Junien and Nathanielsz, 2007). Thus, the cycle begins again.

David and Collins (2007) provide an elegant example of how these life course and intergenerational processes unfold. They first compared birth weights across three groups of women who gave birth in Illinois during 1980–1995: U.S.-born black women, African-born black women, and U.S.-born white women. Contrary to the racial-genetic model, the distribution of birth weight for infants of African-born black women was almost identical to that for U.S.-born white women. By contrast, the entire distribution was shifted downward for U.S.-born black women (David and Collins, 1997). Within a single generation, however, the relative advantage of African- and Caribbean-born women began to disappear. The first

generation of girls born in the United States to mothers of African descent grew up to have girls of their own with lower mean birth weights—a trend that shifted the distribution toward that of U.S.-born black women (Collins et al., 2002).

This example brings us full circle to the roots of the critique of race in anthropology (Boas, 1912). The major elements of that critique still apply, but it is increasingly clear that we need new ways to articulate the failures of race. The common assertion that “race is not biology” may be correct in spirit, but it is too crude and imprecise to be effective. It does not adequately challenge the reductionism and genetic determinism of contemporary biomedical science or popular culture, and it blinds us to the biological consequences of race and racism as socio-cultural phenomena.

Race ≠ Myth

The counterpart to the assertion that “race is not biology” is the mantra that “race is a cultural construct.” As a growing number of cultural anthropologists recognize, this element of the critique also needs to be reexamined. The central problem is that, when biological anthropologists declared race a “myth” (Montagu, 1997), the concept lost its place in anthropology. The rise of “no-race” anthropology (Harrison 1995) came to mean not only that there were no biological races of humankind but also that there was no *discussion* of race in anthropology. Only in the last decade have race and racism re-emerged as a major areas of research in cultural anthropology (Mukhopadhyay and Moses 1997; Mullings, 2005).

In advancing this line of research, I suggest that the conceptualization of race as a cultural construct needs to be refined in two ways. First, it cannot be—or appear to be—a wholesale dismissal of human biological diversity. In a recent invited commentary in *American Ethnologist*, Shaw (2007, p 236) laments that anthropology’s view of race as “locally variable and socially constructed never captured the popular imagination in the United States”:

For decades, anthropologists have tried to teach the world that commonly used racial categories have little or no biological validity and that race is a social idea used in practices and institutions to give people differential access to opportunities and resources. More recently, amid reports of the Human Genome Project, anthropologists have joined others in trumpeting the homogeneity of the genetic makeup of people around the globe (Shaw, 2007, p 236).

Shaw rightly attributes the staying power of race to deeply embedded political and economic structures that sustain racial thinking and oppose “trumpeting the homogeneity” of humankind, but she does not appear to consider that there may be something wrong with the trumpet: Part of the reason people are not convinced by the claim of homogeneity is that it is false. We are indeed a less variable species than are our closest relatives, but genetic variation exists. Moreover, as current defenders of race emphasize, variation is structured in such a way that there are detectable genetic differences between people who self-identify with conventional racial categories (Risch et al., 2002; Tang et al., 2005). The denial of human genetic variation is, therefore, both

false and strategically shortsighted, because it opens the door for a straightforward empirical defense of race.

Second, the view of race as a cultural construct needs to become a starting point for empirical research, rather than an end point in the dismissal of race. To say that race is a cultural construct is not to say it does not exist; cultural constructs have an objective reality despite their reliance on human thought (Searle, 2006). Two avenues for research on racial inequalities in health follow from this observation. The first—an anthropology of medicine (Foster, 1974)—examines the cultural construction of race in biomedical research and clinical practice. There is already important work in this area, which shows how hidden assumptions about race shape the formulation of research questions and interpretation of data (e.g., Fullwiley, 2007; Lee, 2007; Montoya, 2007; Hunt and Megyesi, 2008). It would be valuable to have more ethnography of race and racism in clinical settings, especially given evidence for systematic racial bias in the delivery of health care (Braveman and Tarimo, 2002; Smedley et al., 2002; Bhopal, 2007).

Another avenue for research—an anthropology *in* medicine—is to contribute to explaining the origin and persistence of racial inequalities in health. Chapman and Berggren (2005) argue that anthropologists have an important role to play through the “radical contextualization” of racial inequalities in health. In particular, a major thrust of current research in cultural anthropology is to understand how global political-economic structures shape the local context of people’s lives and become embodied in individual sickness and suffering (Nguyen and Peschard, 2003; Farmer, 2004). Integrating this approach with the model in Figure 3 has potential to elucidate the pathways of embodiment through which race becomes biology.

In addition, cultural anthropologists can contribute to interdisciplinary research by developing measurement strategies that take seriously the view of race as a cultural construct. My work on the relationship between skin color and blood pressure illustrates this point (Gravlee and Dressler, 2005; Gravlee et al., 2005). Previous researchers had showed that, within the African Diaspora, people with darker skin had higher average blood pressures than did their lighter skinned counterparts. Some researchers interpreted this pattern as evidence of a racial-genetic predisposition for high blood pressure; others suggested that it may reflect sociocultural factors. Yet previous studies had not tested these alternatives directly, because they conflated two dimensions of skin color: the *phenotype of skin pigmentation* and the *cultural significance of skin color* as a criterion of social classification.

The distinction between cultural and biological dimensions of skin color requires a measurement strategy that incorporates the cultural meaning of skin color. In Puerto Rico, I adopted a two-phase approach (cf. Dressler et al., 2005b). I first conducted a systematic ethnographic study of the cultural model of *color* (Gravlee, 2005). The ethnography shed light on local ways of talking about skin color and on how *color* shapes Puerto Ricans’ exposure to racism and other social stressors. Systematic ethnographic methods (Romney et al., 1986) made it possible to test the assumption that people shared a coherent cultural model of *color*. Colleagues and I then developed a survey measure that explicitly linked respondents to ethnographic data on the cultural model of *color* to estimate how they would be perceived

by other Puerto Ricans in everyday social interaction. In a small epidemiologic survey, we compared blood pressure to *color*, as defined by the local cultural model, and to skin pigmentation, as measured by reflectometry. The key finding was that both self-rated and culturally ascribed *color*—but not skin pigmentation—were associated with blood pressure through an interaction with income and education (Gravlee and Dressler, 2005; Gravlee et al., 2005). This finding suggests that empirical research on *how* race is culturally constructed better positions us to identify the biological consequences of cultural constructs like *race* in the United States or *color* in Puerto Rico.

CONCLUSION

Race has played a pivotal yet tortured role in the history of anthropology. In the nineteenth and early twentieth century, anthropologists were central in legitimating race as a framework for understanding human biological variation. By the mid-twentieth century, most anthropologists rejected race as biology, and the view of race as a cultural construct came to dominate the social sciences. However, the anthropological critique of race has had only partial success. In particular, current debate over racial inequalities in health exposes important weaknesses in the usual framing of the critique and points the way toward a more constructive approach to the links between race, biology, and culture.

The specific challenge is to explain *how race becomes biology*. Our response to this challenge must deal with two senses in which race becomes biology: Systemic racism becomes embodied in the biology of racialized groups and individuals, and embodied inequalities reinforce a racialized understanding of human biology. To break this cycle, I propose that the conventional critique of race needs to be refined in three ways: 1) to clarify why recent genetic findings do not warrant a return to racial thinking, 2) to promote a more complex, biocultural view of human biology, and 3) to revise the conceptualization of race so that it becomes more than a mantra.

These three claims inform a conceptual model for research on the multilevel and developmental influences on racial inequalities in health. This model crosses old fault lines and lays the groundwork for more productive collaboration between the social and biological sciences. The model does not promote a focus on social and cultural factors to the exclusion of genetic ones; rather, it implies that the embodiment of social inequality passes through biological systems regulated by genes. It does not deny human biological variation; rather, it claims that the pattern and causes of human biological variation are more complex than the race concept allows. It does not claim that race is a myth; rather, it treats race as deeply embedded in sociocultural systems. Research on the biological consequences of race and racism can help to reinvigorate the critique of race by offering a constructive framework for explaining biological differences between racially defined groups.

ACKNOWLEDGMENTS

My thanks go to Heather Edgar and Keith Hunley for organizing and inviting me to participate in the symposium at the University of New Mexico on which this arti-

cle is based. Connie Mulligan offered helpful comments on my review of literature in population genetics.

LITERATURE CITED

- Acevedo-Garcia D. 2000. Residential segregation and the epidemiology of infectious diseases. *Soc Sci Med* 51:1143–1161.
- Adair L, Dahly D. 2005. Developmental determinants of blood pressure in adults. *Annu Rev Nutr* 25:407–434.
- American Journal of Public Health. 2005. Special issue on “race, genetics, and health disparities.” *Am J Public Health* 95.
- American Psychologist. 2005. Special issue on “genes, race, and psychology in the genome era.” *Am Psychol* 60.
- Anderson MR, Moscou S. 1998. Race and ethnicity in research on infant mortality. *Fam Med* 30:224–227.
- Bach PB, Schrag D, Brawley OW, Galaznik A, Yakren S, Begg CB. 2002. Survival of black and whites after a cancer diagnosis. *JAMA* 287:2106–2113.
- Bakalar N. 2007. Study points to genetics in disparities in pre-term births. *New York Times*, February 27, 2007, p F5.
- Baker PT. 1997. The Raymond Pearl memorial lecture, 1996: the eternal triangle—genes, phenotypes, and environment. *Am J Hum Biol* 9:93–101.
- Bamshad MJ, Olson SE. 2003. Does race exist? *Sci Am* 289:78–85.
- Bamshad MJ, Wooding S, Salisbury BA, Stephens JC. 2004. Deconstructing the relationship between genetics and race. *Nat Rev Genet* 5:598–609.
- Bamshad MJ, Wooding S, Watkins WS, Ostler CT, Batzer MA, Jorde LB. 2003. Human population genetic structure and inference of group membership. *Am J Hum Genet* 72:578–589.
- Banton M. 1998. *Racial theories*, 2nd ed. Cambridge: Cambridge University Press.
- Barbujani G, Belle EMS. 2006. Genomic boundaries between human populations. *Hum Hered* 61:15–21.
- Barker DJP. 2004. The developmental origins of adult disease. *J Am Coll Nutr* 23:588S–595S.
- Barnholtz-Sloan JS, McEvoy B, Shriver MD, Rebbeck TR. 2008. Ancestry estimation and correction for population stratification in molecular epidemiologic association studies. *Cancer Epidemiol Biomarkers Prev* 17:471.
- Bell JF, Zimmerman FJ, Almgren GR, Mayer JD, Huebner CE. 2006. Birth outcomes among urban African-American women: a multilevel analysis of the role of racial residential segregation. *Soc Sci Med* 63:3030–3045.
- Bhopal RS. 2007. Racism in health and health care in Europe: reality or mirage? *Eur J Public Health* 17:238–241.
- Biffi WL, Myers A, Franciose RJ, Gonzalez RJ, Darnell D. 2001. Is breast cancer in young Latinas a different disease? *Am J Surg* 182:596–600.
- Boas F. 1912. *Changes in bodily form of descendants of immigrants*. New York: Columbia University Press.
- Borrell LN, Jacobs DR Jr, Williams DR, Pletcher MJ, Houston TK, Kiefe CI. 2007. Self-reported racial discrimination and substance use in the Coronary Artery Risk Development in Adults Study. *Am J Epidemiol* 166:1068–1079.
- Borrell LN, Kiefe CI, Williams DR, Diez-Roux AV, Gordon-Larsen P. 2006. Self-reported health, perceived racial discrimination, and skin color in African Americans in the CARDIA study. *Soc Sci Med* 63:1415–1427.
- Brace CL. 2005. “Race” is a four-letter word: the genesis of the concept. New York: Oxford University Press.
- Braun L. 2006. Reifying human difference: the debate on genetics, race, and health. *Int J Health Serv* 36:557–573.
- Braveman P, Tarimo E. 2002. Social inequalities in health within countries: not only an issue for affluent nations. *Soc Sci Med* 54:1621–1635.
- Brockerhoff M, Hewett P. 2000. Inequality of child mortality among ethnic groups in sub-Saharan Africa. *Bull World Health Organ* 78:30–41.
- Brondolo E, Libby DJ, Denton E-G, Thompson S, Beatty DL, Schwartz J, Sweeney M, Tobin JN, Cassells A, Pickering TG, Gerin W. 2008. Racism and ambulatory blood pressure in a community sample. *Psychosom Med* 70:49–56.

- Brown RA, Armelagos GJ. 2001. Apportionment of racial diversity: a review. *Evol Anthropol* 10:34–40.
- Caminero-Santangelo M. 2004. “Puerto Rican negro”: defining race in Piri Thomas’s *Down These Mean Streets*. *MELUS* 29:205(22).
- Caspari R. 2003. From types to populations: a century of race, physical anthropology, and the American Anthropological Association. *Am Anthropol* 105:63–74.
- Chae DH, Takeuchi DT, Barbeau EM, Bennett GG, Lindsey J, Krieger N. 2008. Unfair treatment, racial/ethnic discrimination, ethnic identification, and smoking among Asian Americans in the National Latino and Asian American Study. *Am J Public Health* 98:485–492.
- Chang VW. 2006. Racial residential segregation and weight status among US adults. *Soc Sci Med* 63:1289–1303.
- Chapman RR, Berggren JR. 2005. Radical contextualization: contributions to an anthropology of racial/ethnic health disparities. *Health* 9:145–167.
- Collins JW Jr, David RJ, Handler A, Wall S, Andes S. 2004. Very low birthweight in African American infants: the role of maternal exposure to interpersonal racial discrimination. *Am J Public Health* 94:2132–2138.
- Collins JW Jr, Wu S-Y, David RJ. 2002. Differing intergenerational birth weights among the descendants of US-born and foreign-born Whites and African Americans in Illinois. *Am J Epidemiol* 155:210–216.
- Comstock RD, Castillo EM, Lindsay SP. 2004. Four-year review of the use of race and ethnicity in epidemiologic and public health research. *Am J Epidemiol* 159:611–619.
- Cooper RS, Kaufman JS, Ward R. 2003. Race and genomics. *N Engl J Med* 348:1166–1170.
- Cooper RS, Kennelly JF, Durazo-Arvizu R, Oh HJ, Kaplan G, Lynch J. 2001. Relationship between premature mortality and socioeconomic factors in black and white populations of US metropolitan areas. *Public Health Rep* 116:464–473.
- Corander J, Waldmann P, Martinen P, Sillanpaa MJ. 2004. BAPS 2: enhanced possibilities for the analysis of genetic population structure. *Bioinformatics* 20:2363–2369.
- Cozier YC, Palmer JR, Horton NJ, Fredman L, Wise LA, Rosenberg L. 2007. Relation between neighborhood median housing value and hypertension risk among black women in the United States. *Am J Public Health* 97:718–724.
- Cruickshank JK, Mzayek F, Liu L, Kieltyka L, Sherwin R, Webber LS, Srinivasan SR, Berenson GS. 2005. Origins of the “black/white” difference in blood pressure: roles of birth weight, postnatal growth, early blood pressure, and adolescent body size: the Bogalusa Heart Study. *Circulation* 111: 1932–1937.
- Cutter J, Tan BY, Chew SK. 2001. Levels of cardiovascular disease risk factors in Singapore following a national intervention programme. *Bull World Health Organ* 79:908–915.
- Davey Smith, G. 2003. *Health inequalities: lifecourse approaches*. Bristol: Policy Press.
- David RJ, Collins JW Jr. 1997. Differing birth weight among infants of U.S.-born Blacks, African-born Blacks, and U.S.-born Whites. *N Engl J Med* 337:1209–1214.
- David RJ, Collins JW Jr. 2007. Disparities in infant mortality: what’s genetics got to do with it? *Am J Public Health* 97:1191–1197.
- Diez Roux AV. 2003. Residential environments and cardiovascular risk. *J Urban Health* 80:569–589.
- Diez Roux AV. 2007. Integrating social and biologic factors in health research: a systems view. *Ann Epidemiol* 17:569–574.
- Dole N, Savitz DA, Siega-Riz AM, Hertz-Picciotto I, McMahon MJ, Buekens P. 2004. Psychosocial factors and preterm birth among African American and White women in central North Carolina. *Am J Public Health* 94:1358–1365.
- Dominguez TP, Dunkel-Schetter C, Glynn LM, Hobel C, Sandman CA. 2008. Racial differences in birth outcomes: the role of general, pregnancy, and racism stress. *Health Psychol* 27:194–203.
- Drake AJ, Walker BR. 2004. The intergenerational effects of fetal programming: non-genomic mechanisms for the inheritance of low birth weight and cardiovascular risk. *J Endocrinol* 180:1–16.
- Dressler WW, Oths KS, Gravlee CC. 2005a. Race and ethnicity in public health research: models to explain health disparities. *Annu Rev Anthropol* 34:231–252.
- Dressler WW, Borges CD, Balieiro MC, dos Santos JE. 2005b. Measuring cultural consonance: examples with special reference to measurement theory in anthropology. *Field Methods* 17:331–355.
- Drevdahl D, Taylor JY, Phillips DA. 2001. Race and ethnicity as variables in Nursing Research, 1952–2000. *Nurs Res* 50:305–313.
- Drexler M. 2007. *How racism hurts—literally*. Boston Globe, July 15, 2007, p E1.
- Ellen IG, Mijanovich T, Dillman K-N. 2001. Neighborhood effects on health: exploring the links and assessing the evidence. *J Urban Aff* 23:391–408.
- Farmer P. 2004. An anthropology of structural violence. *Curr Anthropol* 45:305–317.
- Feagin JR. 2006. *Systemic racism: a theory of oppression*. New York: Routledge.
- Foster GM. 1974. Medical anthropology: some contrasts with medical sociology. *Med Anthropol News* 6:1–6.
- Frank R. 2007. What to make of it? The (Re)emergence of a biological conceptualization of race in health disparities research. *Soc Sci Med* 64:1977–1983.
- Fullwiley D. 2007. The molecularization of race: institutionalizing human difference in pharmacogenetics practice. *Sci Cult (Lond)* 16:1–30.
- Gee GC, Ro A, Gavin A, Takeuchi DT. 2008. Disentangling the effects of racial and weight discrimination on body mass index and obesity among Asian Americans. *Am J Public Health* 98:493–500.
- Geronimus AT. 2001. Understanding and eliminating racial inequalities in women’s health in the United States: the role of the weathering conceptual framework. *J Am Med Womens Assoc* 56:133–136, 149–150.
- Giscombé CL, Lobel M. 2005. Explaining disproportionately high rates of adverse birth outcomes among African Americans: the impact of stress, racism, and related factors in pregnancy. *Psychol Bull* 131:662–683.
- Glass TA, McAtee MJ. 2006. Behavioral science at the crossroads in public health: extending horizons, envisioning the future. *Soc Sci Med* 62:1650–1671.
- Gluckman P, Hanson M. 2005. *The fetal matrix: evolution, development and disease*. New York: Cambridge University Press.
- Gluckman PD, Hanson MA, Beedle AS. 2007. Non-genomic transgenerational inheritance of disease risk. *BioEssays* 29: 145–154.
- Gonzalez Burchard E, Borrell LN, Choudhry S, Naqi M, Tsai H-J, Rodriguez-Santana JR, Chapela R, Rogers SD, Mei R, Rodriguez-Cintron W, Arena JF, Kittles R, Perez-Stable EJ, Ziv E, Risch N. 2005. Latino populations: a unique opportunity for the study of race, genetics, and social environment in epidemiological research. *Am J Public Health* 95:2161–2168.
- Gonzalez Burchard E, Ziv E, Coyle N, Gomez SL, Tang H, Karter AJ, Mountain JL, Perez-Stable EJ, Sheppard D, Risch N. 2003. The importance of race and ethnic background in biomedical research and clinical practice. *N Engl J Med* 348:1170–1175.
- Goodman AH. 1997. Bred in the bone? *Sciences* 37:20–25.
- Goodman AH. 2000. Why genes don’t count (for racial differences in health). *Am J Public Health* 90:1699–1702.
- Goodman AH, Leatherman TL. 1998. *Building a new biocultural synthesis: political-economic perspectives on human biology*. Ann Arbor: University of Michigan Press.
- Grady SC. 2006. Racial disparities in low birthweight and the contribution of residential segregation: a multilevel analysis. *Soc Sci Med* 63:3013–3029.
- Gravlee CC. 2005. Ethnic classification in southeastern Puerto Rico: the cultural model of “color.” *Soc Forces* 83:949–970.
- Gravlee CC, Bernard HR, Leonard WR. 2003. Heredity, environment, and cranial form: a re-analysis of Boas’s immigrant data. *Am Anthropol* 105:125–138.
- Gravlee CC, Dressler WW. 2005. Skin pigmentation, self-perceived color, and arterial blood pressure in Puerto Rico. *Am J Hum Biol* 17:195–206.

- Gravlee CC, Dressler WW, Bernard HR. 2005. Skin color, social classification, and blood pressure in southeastern Puerto Rico. *Am J Public Health* 95:2191–2197.
- Gravlee CC, Sweet E. 2008. Race, ethnicity, and racism in medical anthropology, 1977–2002. *Med Anthropol Q* 22:27–51.
- Handley LJJ, Manica A, Goudet J, Balloux F. 2007. Going the distance: human population genetics in a clinal world. *Trends Genet* 23:432–439.
- Harding S, Teyhan A, Maynard MJ, Cruickshank JK. 2008. Ethnic differences in overweight and obesity in early adolescence in the MRC DASH study: the role of adolescent and parental lifestyle. *Int J Epidemiol* 37:162–172.
- Harris M. 1964. *Patterns of race in the Americas*. Westport, CT: Greenwood Press.
- Harris R, Tobias M, Jeffreys M, Waldegrave K, Karlsen S, Nazroo J. 2006. Racism and health: the relationship between experience of racial discrimination and health in New Zealand. *Soc Sci Med* 63:1428–1441.
- Harrison FV. 1995. The persistent power of “race” in the cultural and political economy of racism. *Annu Rev Anthropol* 24:47–74.
- Hunt LM, Megyesi MS. 2008. The ambiguous meanings of the racial/ethnic categories routinely used in human genetics research. *Soc Sci Med* 66:349–361.
- Inagami S, Borrell LN, Wong MD, Fang J, Shapiro MF, Asch SM. 2006. Residential segregation and Latino, black and white mortality in New York City. *J Urban Health* 83:406–420.
- Jablonka E, Lamb MJ. 2005. *Evolution in four dimensions: genetic, epigenetic, behavioral, and symbolic variation in the history of life*. Cambridge, MA: The MIT Press.
- Jorde LB, Wooding SP. 2004. Genetic variation, classification and ‘race.’ *Nat Genet* 36:S28–S33.
- Junien C, Nathanielsz P. 2007. Report on the IASO Stock Conference 2006: early and lifelong environmental epigenomic programming of metabolic syndrome, obesity and type II diabetes. *Obes Rev* 8:487–502.
- Kaplan GA. 2004. What’s wrong with social epidemiology, and how can we make it better? *Epidemiol Rev* 26:124–135.
- Kaufman JS, Cooper RS. 1995. In search of the hypothesis. *Public Health Rep* 110:662–666.
- Kaufman JS, Cooper RS. 2008. Race in epidemiology: new tools, old problems. *Ann Epidemiol* 18:119–123.
- Kawachi I, Berkman LF. 2003. *Neighborhoods and health*. New York: Oxford University Press.
- Keita SO, Kittles RA. 1997. The persistence of racial thinking and the myth of racial divergence. *Am Anthropol* 99:534–544.
- Keita SO, Kittles RA, Royal CD, Bonney GE, Furbert-Harris P, Dunston GM, Rotimi CN. 2004. Conceptualizing human variation. *Nat Genet* 36:S17–S20.
- Kelahr M, Paul S, Lambert H, Ahmad W, Paradies Y, Davey Smith G. 2008. Discrimination and health in an English study. *Soc Sci Med* 66:1627–1636.
- Keppel KG, Percy JN, Wagener DK. 2002. Trends in racial and ethnic-specific rates for the Health Status Indicators: United States, 1990–1998. *Healthy People 2000 Stat Notes* 23:1–16.
- Kistka ZA-F, Palomar L, Lee KA, Boslaugh SE, Wangler MF, Cole FS, DeBaun MR, Muglia LJ. 2007. Racial disparity in the frequency of recurrence of preterm birth. *Am J Obstet Gynecol* 196:131.e1–131.e6.
- Krieger N. 1987. Shades of difference: theoretical underpinnings of the medical controversy on black/white differences in the United States, 1830–1870. *Int J Health Serv* 17:259–278.
- Krieger N. 1994. Epidemiology and the web of causation: has anyone seen the spider? *Soc Sci Med* 39:887–903.
- Krieger N. 1999. Embodying inequality: a review of concepts, measures, and methods for studying health consequences of discrimination. *Int J Health Serv* 29:295–352.
- Krieger N. 2001. Theories for social epidemiology in the 21st century: an ecosocial perspective. *Int J Epidemiol* 30:668–677.
- Krieger N. 2005. Embodiment: a conceptual glossary for epidemiology. *J Epidemiol Community Health* 59:350–355.
- Krieger N. 2008. Proximal, distal, and the politics of causation: what’s level got to do with it? *Am J Public Health* 98:221–230.
- Krieger N, Chen JT, Waterman PD, Rehkopf DH, Subramanian SV. 2005. Painting a truer picture of US socioeconomic and racial/ethnic health inequalities: the Public Health Disparities Geocoding Project. *Am J Public Health* 95:312–323.
- Kuh D, Shlomo YB. 2004. *A life course approach to chronic diseases epidemiology*. Oxford: Oxford University Press.
- Kuzawa CW. 2008. The developmental origins of adult health: intergenerational inertia in adaptation and disease. In: Trevathan WR, McKenna JJ, editors. *Evolutionary medicine and health: new perspectives*. New York: Oxford University Press. p 325–349.
- Kuzawa CW, Pike IL. 2005. Introduction. Fetal origins of developmental plasticity. *Am J Hum Biol* 17:1–4.
- Lauderdale DS. 2006. Birth outcomes for Arabic-named women in California before and after September 11. *Demography* 43:185–201.
- Lee SS-J. 2007. The ethical implications of stratifying by race in pharmacogenomics. *Clin Pharmacol Ther* 81:122–125.
- Leroi, AM. 2005. A family tree in every gene. *The New York Times*, March 14, 2005, p A21.
- Levine RS, Foster JE, Fullilove RE, Fullilove MT, Briggs NC, Hull PC, Husaini BA, Hennekens CH. 2001. Black–white inequalities in mortality and life expectancy, 1933–1999: implications for healthy people 2010. *Public Health Rep* 116:474–483.
- Lewis TT, Everson-Rose SA, Powell LH, Matthews KA, Brown C, Karavolos K, Sutton-Tyrrell K, Jacobs E, Wesley DM. 2006. Chronic exposure to everyday discrimination and coronary artery calcification in African-American women: the SWAN Heart Study. *Psychosom Med* 68:362–368.
- Lewontin RC. 2000. *The triple helix: gene, organism, and environment*. Cambridge, MA: Harvard University Press.
- Lewontin RC. 1972. The apportionment of human diversity. *Evol Biol* 6:381–398.
- Li JZ, Absher DM, Tang H, Southwick AM, Casto AM, Ramachandran S, Cann HM, Barsh GS, Feldman M, Cavalli-Sforza LL, Myers RM. 2008. Worldwide human relationships inferred from genome-wide patterns of variation. *Science* 319:1100–1104.
- Lin SS, Kelsey JL. 2000. Use of race and ethnicity in epidemiologic research: concepts, methodological issues, and suggestions for research. *Epidemiol Rev* 22:187–202.
- Livingstone FB. 1962. On the non-existence of human races. *Curr Anthropol* 3:279–281.
- Long JC, Kittles RA. 2003. Human genetic diversity and the nonexistence of biological races. *Hum Biol* 75:449–471.
- Manica A, Prugnolle F, Balloux F. 2005. Geography is a better determinant of human genetic differentiation than ethnicity. *Hum Genet* 118:366–371.
- Mathews TJ, MacDorman MF. 2007. Infant mortality statistics from the 2004 period linked birth/infant death data set. *Natl Vital Stat Rep* 55:1–32.
- Miniño AM, Heron MP, Murphy SL, Kochanek KD. 2007. Deaths: final data for 2004. *Natl Vital Stat Rep* 55:1–120.
- Montagu A. 1997. *Man’s most dangerous myth: the fallacy of race*, 6th ed. Walnut Creek, CA: AltaMira Press.
- Montoya MJ. 2007. Bioethnic conscription: genes, race, and Mexicana/o ethnicity in diabetes research. *Cult Anthropol* 22:94–128.
- Morenoff JD, House JS, Hansen BB, Williams DR, Kaplan GA, Hunte HE. 2007. Understanding social disparities in hypertension prevalence, awareness, treatment, and control: the role of neighborhood context. *Soc Sci Med* 65:1853–1866.
- Mountain JL, Risch N. 2004. Assessing genetic contributions to phenotypic differences among ‘racial’ and ‘ethnic’ groups. *Nat Genet* 36:S48–S53.
- Mukhopadhyay CC, Moses YT. 1997. Reestablishing “race” in anthropological discourse. *Am Anthropol* 99:517–533.
- Mullings L. 2005. Interrogating racism: toward an antiracist anthropology. *Annu Rev Anthropol* 34:667–693.
- Murray CJL, Kulkarni SC, Michaud C, Tomijima N, Bulzacchelli MT, Iandiorio TJ, Ezzati M. 2006. Eight Americas: investigating mortality disparities across races, counties, and race–counties in the United States. *PLoS Med* 3:e260.
- Mustillo S, Krieger N, Gunderson EP, Sidney S, McCreath H, Kiefe CI. 2004. Self-reported experiences of racial discrimination and Black–White differences in preterm and low-birthweight deliveries: the CARDIA Study. *Am J Public Health* 94:2125–2131.
- National Center for Health Statistics. 2007. *Health, United States, 2007*. Hyattsville, MD: National Center for Health Statistics.

- Nature Genetics. 2004. Special issue on "genetics for the human race." *Nat Genet* 36.
- Nazroo J, Jackson J, Karlsen S, Torres M. 2007. The Black diaspora and health inequalities in the US and England: does where you go and how you get there make a difference? *Sociol Health Illn* 29:811–830.
- Nguyen V-K, Peschard K. 2003. Anthropology, inequality, and disease: a review. *Annu Rev Anthropol* 32:447–474.
- O'Campo P, Burke JG, Culhane J, Elo IT, Eyster J, Holzman C, Messer LC, Kaufman JS, Laraia BA. 2008. Neighborhood deprivation and preterm birth among non-Hispanic Black and White women in eight geographic areas in the United States. *Am J Epidemiol* 167:155–163.
- Ossorio P, Duster T. 2005. Race and genetics: controversies in biomedical, behavioral, and forensic sciences. *Am Psychol* 60: 115–128.
- Palmié S. 2007. Genomics, divination, racecraft. *Am Ethnol* 34: 205–222.
- Pan American Health Organization. 2001. Equity in health: from an ethnic perspective. Washington, DC: Pan American Health Organization.
- Pickering TG. 2001. Why is hypertension more common in African Americans? *J Clin Hypertens* 3:50–52.
- Pollitt RA, Rose KM, Kaufman JS. 2005. Evaluating the evidence for models of life course socioeconomic factors and cardiovascular outcomes: a systematic review. *BMC Public Health* 5:7.
- Primack BA, Bost JE, Land SR, Fine MJ. 2007. Volume of tobacco advertising in African American markets: systematic review and meta-analysis. *Public Health Rep* 122:607–615.
- Prugnolle F, Manica A, Balloux F. 2005. Geography predicts neutral genetic diversity of human populations. *Curr Biol* 15:R159–R160.
- Ramachandran S, Deshpande O, Roseman CC, Rosenberg NA, Feldman MW, Cavalli-Sforza LL. 2005. Support from the relationship of genetic and geographic distance in human populations for a serial founder effect originating in Africa. *Proc Natl Acad Sci USA* 102:15942–15947.
- Rebbeck TR, Halbert CH, Sankar P. 2006. Genetics, epidemiology, and cancer disparities: is it black and white? *J Clin Oncol* 24:2164–2169.
- Risch N. 2006. Dissecting racial and ethnic differences. *N Engl J Med* 354:408–411.
- Risch N, Burchard E, Ziv E, Tang H. 2002. Categorization of humans in biomedical research: genes, race and disease. *Genome Biol* 3:comment2007.1–2007.12.
- Romney AK, Weller SC, Batchelder WH. 1986. Culture as consensus: a theory of culture and informant accuracy. *Am Anthropol* 88:313–339.
- Rosenberg L, Palmer JR, Wise LA, Horton NJ, Corwin MJ. 2002. Perceptions of racial discrimination and the risk of preterm birth. *Epidemiology* 13:646–652.
- Rosenberg NA, Mahajan S, Ramachandran S, Zhao C, Pritchard JK, Feldman MW. 2005. Clines, clusters, and the effect of study design on the inference of human population structure. *PLoS Genet* 1:e70.
- Rosenberg NA, Pritchard JK, Weber JL, Cann HM, Kidd KK, Zhivotovsky LA, Feldman MW. 2002. Genetic structure of human populations. *Science* 298:2381–2385.
- Ryan AM, Gee GC, Griffith D. 2008. The effects of perceived discrimination on diabetes management. *J Health Care Poor Underserved* 19:149–163.
- Salari K, Choudhry S, Tang H, Naqvi M, Lind DL, Avila PC, Coyle NE, Ung N, Nazario S, Casal J, Torres-Palacios A, Clark S, Phong A, Gomez I, Matallana H, Pérez-Stable EJ, Shriver MD, Kwok P, Sheppard D, Rodriguez-Cintron W, Risch NJ, Burchard EG, Ziv E. 2005. Genetic admixture and asthma-related phenotypes in Mexican American and Puerto Rican asthmatics. *Genet Epidemiol* 29:76–86.
- Sampson RJ, Morenoff JD, Gannon-Rowley T. 2002. Assessing "neighborhood effects": social processes and new directions in research. *Annu Rev Sociol* 28:443–478.
- Sankar P, Cho MK, Mountain J. 2007. Race and ethnicity in genetic research. *Am J Med Genet A* 143A:961–970.
- Schell LM. 1997. Culture as a stressor: a revised model of bi-cultural interaction. *Am J Phys Anthropol* 102:67–77.
- Searle JR. 2006. Social ontology: some basic principles. *Anthropol Theory* 6:12–29.
- Serre D, Pääbo S. 2004. Evidence for gradients of human genetic diversity within and among continents. *Genome Res* 14:1679–1685.
- Shaw CM. 2007. Telling stories of human connection: comments on Stephan Palmie's 'Genomics, divination, racecraft.' *Am Ethnol* 34:236–237.
- Shriver MD, Kennedy GC, Parra EJ, Lawson HA, Sonpar V, Huang J, Akey JM, Jones KW. 2004. The genomic distribution of population substructure in four populations using 8,525 autosomal SNPs. *Hum Genomics* 1:274–286.
- Smedley A. 2007. Race in North America: origins and evolution of a worldview, 3rd ed. Boulder, CO: Westview Press.
- Smedley BD, Stith AY, Nelson AR, editors. 2002. Unequal treatment: confronting racial and ethnic disparities in health care. Washington, DC: National Academy Press.
- Smelser N, Wilson WJ, Mitchell F, United States Commission on Behavioral and Social Sciences and Education, National Research Council, editors. 1999. America becoming: racial trends and their consequences. Washington, DC: National Academy Press.
- Stamilio DM, Gross GA, Shanks A, DeFranco E, Chang JJ. 2007. Discussion: 'Racial disparity in preterm birth' by Kistka et al. *Am J Obstet Gynecol* 196:e1–e5.
- Steffen PR, McNeilly M, Anderson N, Sherwood A. 2003. Effects of perceived racism and anger inhibition on ambulatory blood pressure in African Americans. *Psychosom Med* 65:746–750.
- Tang H, Jorgenson E, Gadde M, Kardia S, Rao D, Zhu X, Schork N, Hanis C, Risch N. 2006. Racial admixture and its impact on BMI and blood pressure in African and Mexican Americans. *Hum Genet* 119:624–633.
- Tang H, Quertermous T, Rodriguez B, Kardia SL, Zhu X, Brown A, Pankow JS, Province MA, Hunt SC, Boerwinkle E, Schork NJ, Risch NJ. 2005. Genetic structure, self-identified race/ethnicity, and confounding in case-control association studies. *Am J Hum Genet* 76:268–275.
- Taylor TR, Williams CD, Makambi KH, Mouton C, Harrell JP, Cozier Y, Palmer JR, Rosenberg L, Adams-Campbell LL. 2007. Racial discrimination and breast cancer incidence in US Black women: the Black Women's Health Study. *Am J Epidemiol* 166:46–54.
- Tishkoff SA, Verrelli BC. 2003. Patterns of human genetic diversity: implications for human evolutionary history and disease. *Annu Rev Genomics Hum Genet* 4:293–340.
- Vines AI, Baird DD, Stevens J, Hertz-Picciotto I, Light KC, McNeilly M. 2007. Associations of abdominal fat with perceived racism and passive emotional responses to racism in African American women. *Am J Public Health* 97:526–530.
- Wade N. 2002. Race is seen as real guide to track roots of disease. *New York Times*, July 30, 2002, p F1.
- Wade N. 2004. Race-based medicine continued. *The New York Times*, November 14, 2004, p 12.
- Weiss KM, Fullerton SM. 2005. Racing around, getting nowhere. *Evol Anthropol* 14:165–169.
- West-Eberhard MJ. 2003. Developmental plasticity and evolution. New York: Oxford University Press.
- Williams DR. 1994. The concept of race in Health Services Research: 1966 to 1990. *Health Serv Res* 29:261–274.
- Williams DR. 1999. Race, socioeconomic status, and health: the added effects of racism and discrimination. *Ann N Y Acad Sci* 896:173–188.
- Williams DR, Collins C. 2001. Racial residential segregation: a fundamental cause of racial disparities in health. *Public Health Rep* 116:404–416.
- Williams DR, Neighbors HW, Jackson JS. 2003. Racial/ethnic discrimination and health: findings from community studies. *Am J Public Health* 93:200–208.
- Wong MD, Shapiro MF, Boscardin WJ, Ettner SL. 2002. Contribution of major diseases to disparities in mortality. *N Engl J Med* 347:1585–1592.
- Zenk SN, Schulz AJ, Israel BA, James SA, Bao S, Wilson ML. 2005. Neighborhood racial composition, neighborhood poverty, and the spatial accessibility of supermarkets in metropolitan Detroit. *Am J Public Health* 95:660–667.